



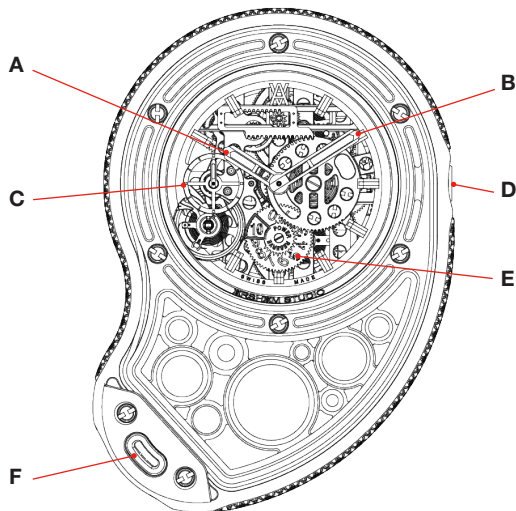
INSTRUCTION MANUAL



ARSHAM DROPLET



OVERVIEW



- A. Hour hand
- B. Minute hand
- C. Second counter
- D. Telescopic crown
- E. Power reserve display
- F. Double «one click» system to attach the 3 accessories

INTRODUCTION

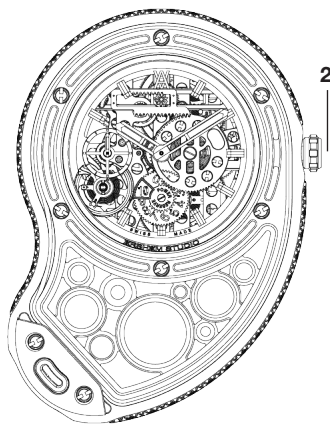
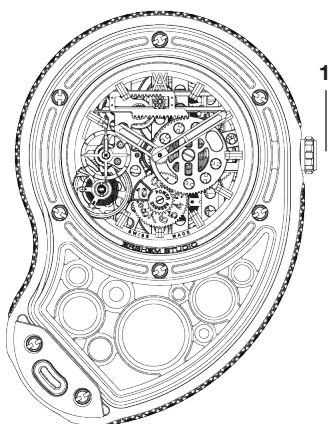
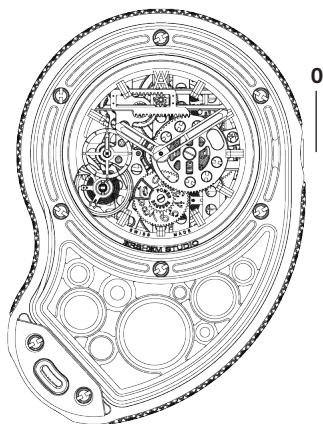
The extraordinary Arsham Droplet emerges from Hublot's collaboration with Daniel Arsham as a horological phenomenon that defies epochs. This timepiece interlaces Arsham's distinctive sculptural concepts with Hublot's horological innovation, presenting a reimagined pocket watch for the future and pushing boundaries of traditional watchmaking. The versatile Arsham Droplet transcends convention as a pocket watch, a necklace pendant, and a table clock - three exquisite forms of utilisation.

A captivating fusion of past, present and future. Its distinctive rounded silhouette is inspired by the organic, fluid forms found in nature, a water droplet. It fuses titanium, rubber, and sapphire crystal into an ergonomic marvel of unparalleled complexity that invites touch and exploration. At its heart beats Hublot's iconic in-house Meca-10 movement, achieving a remarkable 10-day power reserve within its compact form.

CROWN FUNCTIONS

Crown positions:

0. Neutral position
1. Winding
2. Time setting





WINDING

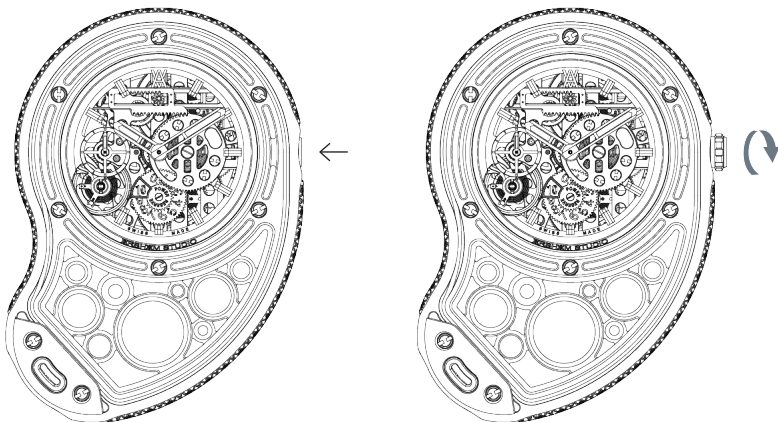
This function accumulates the energy required by your watch to run properly.

USE

Manual-winding

Your Arsham Droplet piece is equipped with a hand wound movement and offers a power reserve of approximately 10 days (240hours) - to wind your watch:

1. A push on the crown allows it to come out automatically (from position 0 to 1).
2. Turn the crown at 12 o'clock in clockwise direction to wind the movement.
3. A push on the crown allows it to return to the neutral position (position 0).





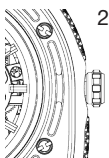
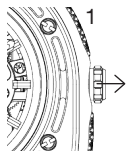
TIME SETTING

This function enables you to set the time of your watch using the crown.

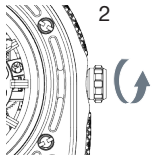
USE



A push on the crown allows it to come out automatically (from position 0 to 1)



Pull the crown outwards to place it in the time setting position (position 1 to 2)



Turn the crown to set the watch to the correct time
Push back the crown to the neutral position (position 0)

Note: If you are in the time setting position (2) and want to wind your movement, you cannot return to the winding position (1) directly.

You must push the crown to return it to the neutral position (0), then press it again to put it in the winding position (1).



POWER RESERVE

INDICATOR

The MECA-10 movement (HUB1201) is fitted with two parallel barrels with a power reserve indicator using a rack system.

At 12 o'clock, two racks slide on a 9 o'clock to 3 o'clock axis thanks to a rack and pinion system. The 10-day power reserve has a dual display.

At 3 o'clock, an opening gradually reveals a red spot during the last 2 days of the movement's charge.

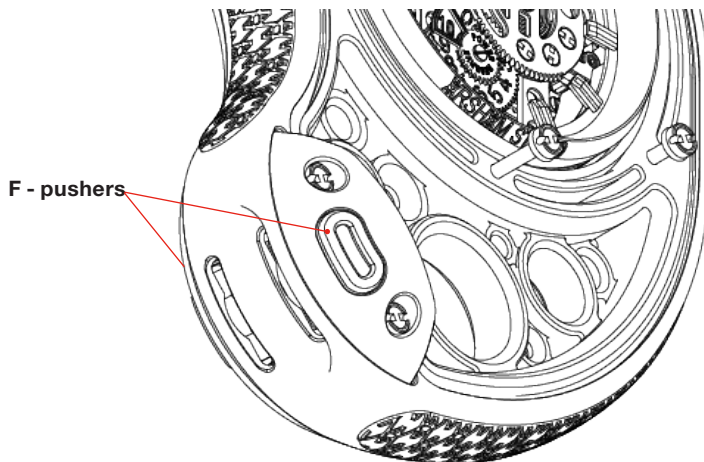
At 6 o'clock, a crown gear marked from 0 to 10 indicates the remaining days of the power reserve.

DOUBLE «ONE-CLICK» SYSTEM

USE

Attaching the pocket watch with any of these accessories is a simple process:

1. Insert the quick release of the accessory into the pocket watch socket. Once it has reached the stop, the pocket watch has been clipped and is securely attached.
2. To detach, press both pushers (F) at once using one hand, and use your other hand to pull away the accessory.





CHAIN CLASP

USE

The chain included with your Arsham Droplet piece features an innovative clasp that securely locks with a simple click motion. This system allows automatic locking as soon as you approach the 2 ends of the necklace.

To unlock the clasp properly, simply hold each of the tips with a different hand, well pinched on the ribbed tip and Hublot engraving (red zone); finally, just pull in the opposite direction to open the system.

Do not pull on the rings as this will not release the clasp.






CHAIN CLASP

USE


If the system becomes locked-up, simply push the grooved ring towards the side of the loop.

When the system resets, a clicking sound will be heard.

Visually, a misalignment between the ring and loop will indicate that the clasp is operational again.



Clasp locked-up
Open in locked position



Clasp unlocked
Open in unlocked position

LIMITED INTERNATIONAL WARRANTY

Manufactured in the purest Swiss watchmaking tradition, your Hublot watch has been individually tested to guarantee its water-resistance and perfect operation. However, a limited international warranty covers your Hublot watch against any manufacturing defects (the «Limited Warranty»), for two (2) years from the date of purchase, and one (1) year from the date of completion of repair or – if the product is still covered by the Limited Warranty and its remaining duration is longer – until the expiry of the Limited Warranty, under the conditions described below.

What is covered by the Limited Warranty?

Hublot undertakes to repair any malfunction of your watch resulting from a manufacturing defect free of charge. This Limited Warranty will only be honoured at Hublot boutiques, authorised Hublot retailers and Hublot Service Centres. You will find a complete list of Hublot boutiques, authorised Hublot dealers and Hublot Service Centres on the Hublot website at www.hublot.com.

What are the conditions of the Limited Warranty?

To benefit from this Limited Warranty, the Hublot e-warranty must have been activated by your Hublot boutique or authorised Hublot retailer at the time of purchase. For online purchases, your Hublot e-warranty will be automatically activated when the invoice is issued; Hublot will not honour the Limited Warranty for watches sold without a valid warranty that has been duly activated as set out above.

LIMITED INTERNATIONAL WARRANTY

What is not covered?

The following are expressly excluded from the Limited Warranty:

Any defect or damage resulting from inappropriate or abnormal use, an accident (e.g. scratches, knocks, dents, deterioration or crushing of the case, glass, bracelet or buckle, etc.), incorrect use of the watch and failure to comply with the instructions for use provided by Hublot;

Defects or damage resulting from an intervention, handling, modification or repair not carried out in an Hublot boutique, an authorised Hublot retailer or an Hublot Service Centre;

Watches whose serial number originally engraved on the case has been erased or rendered illegible, as well as watches where all or part of the original case back has been modified, altered, replaced or damaged;

Routine maintenance and cleaning, as well as wear and tear due to normal use and the ageing of your watch;

Any Hublot watch or component which is not genuine.

Perhaps we should check with Jean-Sébastien to see if there are any other points that need to be mentioned here.

General terms and conditions:

The Limited Warranty does not affect any other rights you may have under applicable national law, which may vary depending on the country where you purchased your Hublot watch.

RECOMMENDATIONS & CARE

The constituent parts of your Hublot watch are all of the finest quality and inspected under extremely stringent criteria. They combine to form a piece with exceptional water resistance. To preserve these qualities, we recommend a complete overhaul every 3 to 5 years, since temperature variations, humidity, perspiration and repeated shocks may affect its water resistance as the years go by. With its water-resistant case and rubber, your Hublot watch can be washed easily. Clean it regularly in lukewarm soapy water, rinsing and wiping down carefully with a soft cloth. After wearing your Hublot watch in seawater, please rinse it in fresh water.

BECOME A HUBLOTISTA MEMBER

Register your watch and join Hublotista – Hublot's owner club – to access exclusive privileges and experiences.

As a member, you will:

- Extend your watch warranty of about a year (subject to certain conditions)
- Attend exclusive Hublot's event all around the world
- Be first in line to access our newest and most exclusive watches.
- Manage your watches, in one convenient place.

To subscribe, create an account on **www.hublot.com** and register your watch.