



INSTRUCTION MANUAL

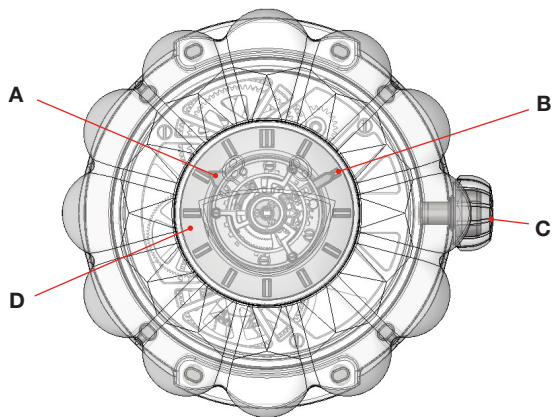


MP-15 TAKASHI MURAKAMI
TOURBILLON SAPPHIRE 42 MM



©TM/KK

OVERVIEW



- A. Hour hand
- B. Minute hand
- C. Crown
- D. Bezel

INTRODUCTION

Your MP-15 is the first Hublot watch in a limited series equipped with a central flying tourbillon, different from anything the Manufacture has produced over 40 years. Hublot merges case, movement, and dial into an exceptional composition. To maximize the luminous character of its MP-15, Hublot has worked on absolute transparency: sapphire case, sapphire back, sapphire crown, translucent flange and strap. Surrounding this are the iconic motifs of Takashi Murakami — a flower with 12 petals, all executed in sapphire.

This central tourbillon is powered by an impressive power reserve of 150 hours or nearly an entire week — an exceptional technical feat for this type of complication. For fully winding it up again, Hublot designed a stylus specifically dedicated to this purpose. Provided with the piece for which it was specially conceived and rechargeable via USB, it attaches to the crown to then wind it smoothly and effortlessly for 100 rotations until full winding of both barrels that animate the central tourbillon.

Encircling this central tourbillon are hour and minute hands displayed by two hand tips; they are not centered but peripheral instead. The technical challenge: they literally pass under the cage of the tourbillon defying basic principles of traditional horological science. Here at this singular central spot compete the escapement along with hour and minute hands for dominance. Hublot has also designed its tourbillon without an upper bridge; all its components are skeletonized.

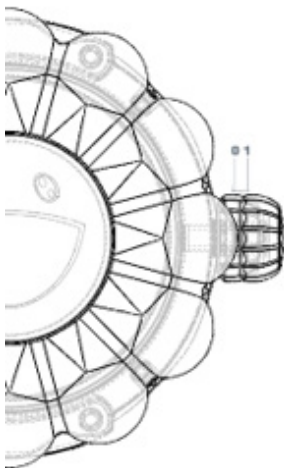
/// **QUICK START**

CROWN FUNCTIONS

Crown positions

0 Winding (neutral position)

1 Time setting





WINDING

This function accumulates the energy required by your watch to run properly.

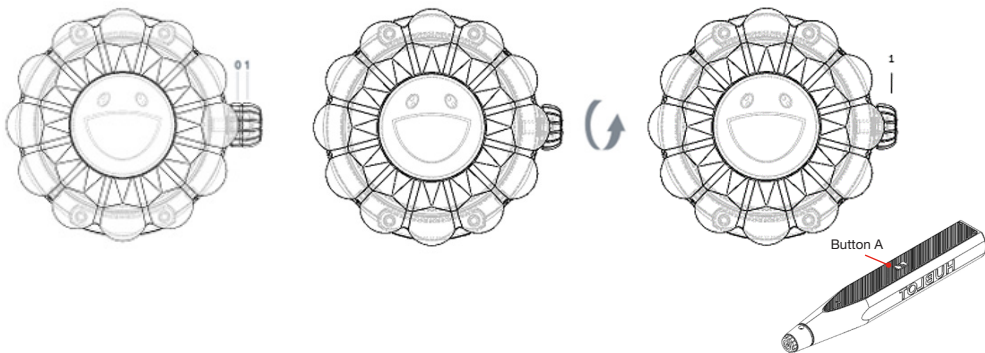
USE

Manual winding and power-reserve

Your Hublot MP-15 TAKASHI MURAKAMI TOURBILLON watch is equipped with a manual-winding tourbillon movement and offers a power reserve of approximately 150 hours, which is nearly an entire week.

For the proper functioning of the watch, it is recommended to wind it every 5 days. This can be done manually by turning the crown clockwise until you feel a slight resistance at the end of winding. Alternatively, you can use the provided PC.915.UX tool by fitting it onto the crown's end and then pressing button A; the tool will then wind the crown until both barrels are fully wound, which animate the central tourbillon. A complete winding is equivalent to 105 turns of the crown.

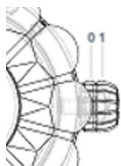
To perform this winding operation, ensure that the crown is in position 0.



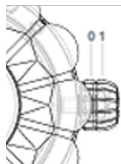


TIME SETTING

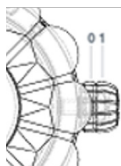
This function enables you to set the time of your watch using the crown.



Pull out the crown (C) to position 1.



Turn the crown (C) clockwise until you reach the desired time.



Push the crown (C) back to position 0.

LIMITED INTERNATIONAL WARRANTY

Manufactured in the purest Swiss watchmaking tradition, your Hublot watch has been individually tested to guarantee its water-resistance and perfect operation. However, a limited international warranty covers your Hublot watch against any manufacturing defects (the «Limited Warranty»), for two (2) years from the date of purchase, and one (1) year from the date of completion of repair or – if the product is still covered by the Limited Warranty and its remaining duration is longer – until the expiry of the Limited Warranty, under the conditions described below.

What is covered by the Limited Warranty?

Hublot undertakes to repair any malfunction of your watch resulting from a manufacturing defect free of charge. This Limited Warranty will only be honoured at Hublot boutiques, authorised Hublot retailers and Hublot Service Centres. You will find a complete list of Hublot boutiques, authorised Hublot dealers and Hublot Service Centres on the Hublot website at www.hublot.com.

What are the conditions of the Limited Warranty?

To benefit from this Limited Warranty, the Hublot e-warranty must have been activated by your Hublot boutique or authorised Hublot retailer at the time of purchase. For online purchases, your Hublot e-warranty will be automatically activated when the invoice is issued; Hublot will not honour the Limited Warranty for watches sold without a valid warranty that has been duly activated as set out above.

LIMITED INTERNATIONAL WARRANTY

What is not covered?

The following are expressly excluded from the Limited Warranty:

Any defect or damage resulting from inappropriate or abnormal use, an accident (e.g. scratches, knocks, dents, deterioration or crushing of the case, glass, bracelet or buckle, etc.), incorrect use of the watch and failure to comply with the instructions for use provided by Hublot;

Defects or damage resulting from an intervention, handling, modification or repair not carried out in an Hublot boutique, an authorised Hublot retailer or an Hublot Service Centre;

Watches whose serial number originally engraved on the case has been erased or rendered illegible, as well as watches where all or part of the original case back has been modified, altered, replaced or damaged;

Routine maintenance and cleaning, as well as wear and tear due to normal use and the ageing of your watch;

Any Hublot watch or component which is not genuine.

Perhaps we should check with Jean-Sébastien to see if there are any other points that need to be mentioned here.

General terms and conditions:

The Limited Warranty does not affect any other rights you may have under applicable national law, which may vary depending on the country where you purchased your Hublot watch.

RECOMMENDATIONS & CARE

The constituent parts of your Hublot watch are all of the finest quality and inspected under extremely stringent criteria. They combine to form a piece with exceptional water resistance. To preserve these qualities, we recommend a complete overhaul every 3 to 5 years, since temperature variations, humidity, perspiration and repeated shocks may affect its water resistance as the years go by. With its water-resistant case and rubber, your Hublot watch can be washed easily. Clean it regularly in lukewarm soapy water, rinsing and wiping down carefully with a soft cloth. After wearing your Hublot watch in seawater, please rinse it in fresh water.

BECOME A HUBLOTISTA MEMBER

Register your watch and join Hublotista – Hublot’s owner club – to access exclusive privileges and experiences.

As a member, you will:

- Extend your watch warranty of about a year (subject to certain conditions)
- Attend exclusive Hublot’s event all around the world
- Be first in line to access our newest and most exclusive watches.
- Manage your watches, in one convenient place.

To subscribe, create an account on **www.hublot.com** and register your watch.