


BIG BANG MECA-10 INSTRUCTION MANUAL




HUBLOT

BIG BANG MECA-10



ENGLISH

- A. Hour hand
- B. Minute hand
- C. Second hand
- D. Crown
- E. Power reserve indicator

ENGLISH

INTRODUCTION

You have chosen a Hublot watch; you are about to enter a whole new world... Every piece cultivates its distinction, to assert its powerful and incredible personality every time. Yet this formidable wealth of materials, functions, colors and shapes, gives rise to a singular watchmaker: Hublot.

Committed to the concept of “the Art of Fusion” and fuelled by this spirit of innovation, the Swiss watchmaking manufacture Hublot represents the link between watchmaking tradition and modernity, creating fusions of unexpected high-performance elements such as carbon, zirconium, tantalum, titanium, tungsten, ceramic and aluminium with more conventional materials such as gold, steel, diamonds and precious stones – while developing traditional movements, always with an innovative and creative design.

This fundamental concept makes your watch a unique timepiece. As you turn this page, you will enter the world of the BIG BANG MECA-10.

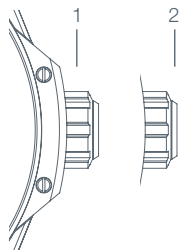


QUICK START

CROWN FUNCTIONS

Crown positions:

1. winding (neutral position)
2. time setting



WINDING POSITION 1



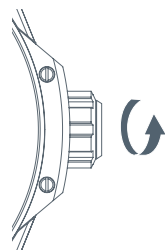
This function accumulates the energy required by your watch to run properly.

USE

Manual-winding

Make sure that the crown is in the neutral position. That means that the crown is pushed in – as close to the watch case as possible.

Take the crown between your thumb and index finger and start rotating the crown clockwise until you'll feel some resistance.



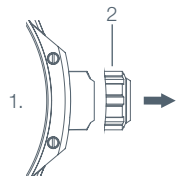


TIME SETTING

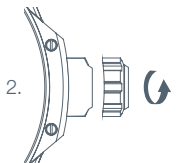
POSITION 2

This function enables you to set the time of your watch using the crown.

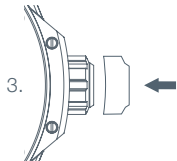
USE



1. Pull the crown out to position 2.



2. Then turn the crown either way to set the hour and minute hands to the desired time.



3. Press the crown back in completely against the case.

POWER RESERVE

INDICATOR



The MECA-10 movement (HUB1201) is fitted with two parallel barrels with a power reserve indicator using a rack system.

At 12 o'clock, two racks slide on a 9 o'clock to 3 o'clock axis thanks to a rack and pinion system. The 10-day power reserve has a dual display.

At 3 o'clock, an opening gradually reveals a red spot during the last 2 days of the movement's charge.

At 6 o'clock, a crown gear marked from 0 to 10 indicates the remaining days of the power reserve.



«ONE CLICK» SYSTEM

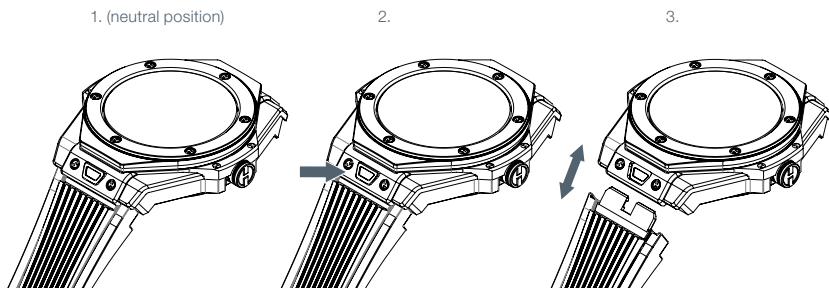
Your Hublot timepiece features an interchangeable “One Click” system which allows you to change your strap and the buckle with great ease.

Detaching the strap from the watch head :

- Press the buttons located at 6 o'clock and 12 o'clock on the watch head (diagram 2) then pull the strap away from the watch head to detach the strap (diagram 3).

Attaching the strap to the watch head :

- Gently insert the metal part of the strap into the space provided in the watch head until you hear a click (diagram 3).



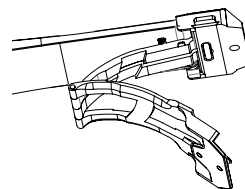
Detaching the bracelet from the watch head :

- Press the button on the back of the buckle (diagram 1) then pull the bracelet away from the buckle to detach the bracelet (diagram 2 and 3)

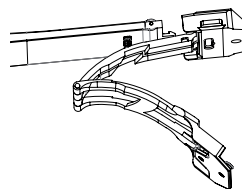
Attaching the buckle to the bracelet

- Gently insert the tab for the «One Click» spring attached to the end of the bracelet (diagram 3 and 4) into the space provided in the buckle until you hear a click (diagram 3)

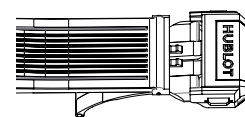
1. (neutral position)



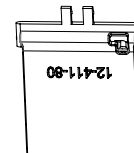
2.



3.




4.



If you would like to wear a Hublot strap with your Hublot timepiece which is not the one originally provided, and which does not have a «One Click» attachment (diagram 4), you can change the attachment yourself using the tab located at the top right (diagram 4).

You can also refer to the video tutorial which can be found by following this link:
https://www.hublot.com/media/com_modempleado/Instruction-manual-evolution-of-clasps-EN.pdf

LIMITED INTERNATIONAL GUARANTEE



Your Hublot watch has been manufactured in the authentic tradition of Swiss watchmaking and has been individually tested to ensure that it is water-resistant and that it runs perfectly. Nevertheless, it is covered by a limited international guarantee against any manufacturing defect for a period of two years from the date of purchase, and for a period of one year after repair, under the conditions below.

What is covered?

Under this limited guarantee Hublot undertakes to repair, free of charge, any problem with the functions of the watch that result from defective manufacturing. This guarantee is only honored in Hublot Customer Service Centers which contact details are to be found on Hublot's website at www.hublot.com. In addition, certain limiting conditions do apply and for this reason it is essential that you read the following paragraphs.

What are the limiting conditions of this guarantee?

To benefit from this limited guarantee the following conditions must be met:

- the international guarantee card must have been activated by the dealer who sold the watch, or must be enclosed with the watch when it is sent for repair and must be signed and dated at the time of purchase by an authorized Hublot dealer. Hublot will not honor the guarantee for watches sold without a valid guarantee card properly filled out and signed by an authorized Hublot dealer or by a dedicated Hublot boutique;

- the serial number engraved on the case is perfectly legible and no part of the original case back or original serial number has been removed, modified, falsified, altered, replaced, erased, defaced or made illegible. Failure to abide by any of the above conditions renders all rights resulting from the Hublot international guarantee null and void.

What is not covered?

Damage resulting from service provided anywhere other than at an Hublot Customer Service Center is not covered and shall void the guarantee. The limited guarantee also does not cover bracelets, crystals and batteries, or any scratches, dents or damages to the case or movement due to improper handling. More generally, it does not apply if there has been improper or inadequate use of the watch.

General conditions and limitations:

This limited guarantee replaces any guarantees implied by some countries' local law, including the implied guarantee of merchantability, which are disclaimed. Some countries' local law may not allow the exclusion or limitation of incidental or consequential damages, so the above limitation or exclusion may not apply to you. This guarantee gives you specific legal rights and you may also have other rights under local laws which vary from country to country. Hublot and its Customer Service Centers shall have sole discretion to decide to repair or replace any Hublot timepiece under this limited international guarantee.

RECOMMENDATIONS & CARE

We recommend that you send your watch by registered mail, carefully wrapped to avoid damage, to the nearest Hublot Customer Service Center, or take it to your authorized Hublot dealer or dedicated Hublot boutique. Hublot is not responsible for loss or damage during shipping. The list of Hublot Customer Service Centers can be found on our website. On request, these Hublot Customer Service Centers will provide you with the details of your nearest authorized Hublot dealer or dedicated Hublot boutique. This guarantee does not affect your legal rights as a consumer. Please check that you have an international guarantee card – otherwise you will not be covered by the limited guarantee services outlined above.

On our website you will find a number of recommendations for the use and maintenance of your Hublot watch. Please follow them carefully since the guarantee will become invalid in the event of inappropriate use or handling.

In addition, if you wish to join our Hublotista Club, please visit our dedicated website: www.Hublotista.com. The Club allows you to become part of the Hublot Family and enjoy special privileges and exclusivities.

Recommendations and limited guarantee specific to the Australian and New Zealand markets

Hublot goods come with guarantees that cannot be excluded under the Australian Consumer Law: the customer is entitled to a replacement or refund for a major failure and for compensation for any other reasonably foreseeable loss or damage, and the customer is also entitled to have the goods repaired or replaced if the goods fail to be of acceptable quality and the failure does not amount to a major failure.

The constituent parts of your Hublot watch are all of the finest quality, and inspected under extremely stringent criteria. They combine to form a piece with exceptional water resistance, with certain models capable of reaching a depth of 4000 meters. To preserve these qualities, we recommend a complete overhaul every 3 to 5 years, since temperature variations, humidity, perspiration and repeated shocks may affect its water resistance as the years go by. With its water resistant case and rubber, ceramic or carbon strap, or gold or steel bracelet, your Hublot watch can be washed easily. If the watch has an alligator strap, you are advised to take it off when bathing. Clean it regularly in lukewarm soapy water, rinsing and wiping down carefully with a soft cloth. After wearing your Hublot watch in seawater, please rinse it in fresh water.